

See "live" unstained organisms
through the one microscope
that offers
three different views...

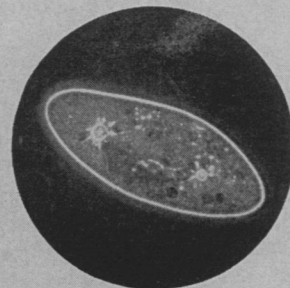
and one low price.

This new AO microscope is built for multiple use—it's like having three microscopes in one. And, importantly, the AO Phase Contrast Teaching Microscope is priced within the range of your departmental budget. Phase contrast allows your students to view living unstained specimens, does away with the time and need for treating specimens, and the distortion caused by the staining process. The AO Phase Contrast Teaching Microscope also offers darkfield and conventional brightfield viewing. It's easy to use, requires virtually no adjustments and no accessories.

A multipurpose microscope, a practical way to put life in your classroom. The AO Phase Contrast Teaching Microscope. Ask your AO Representative about it or write for literature.

 **AMERICAN OPTICAL CORPORATION**

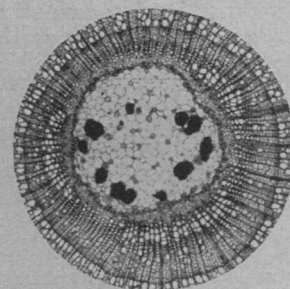
SCIENTIFIC INSTRUMENT DIVISION • BUFFALO, N.Y. 14215




Phase Contrast
unstained paramecium



Darkfield
unstained paramecium



Conventional Brightfield
stained basswood stem



Circle No. 121 on Reader Service Card