


The Weekly Newsmagazine of Science

SCIENCE NEWS

August 5, 1989
Vol. 136, No. 6
Pages 81-96

A
Quantum
Hit



Anatomy of a Scientific Discovery

The Race to Discover the Secret of Human Pain and Pleasure

By Jeff Goldberg

Anatomy of a Scientific Discovery chronicles John Hughes and Hans Kosterlitz's discovery of endorphins—the body's natural painkiller. When the breakthroughs came, the astounding implications of what they had found began to unfold: clues to such complex phenomena as appetite control, sexual response, drug addiction, "runner's high," even depression and schizophrenia, as well as pleasure and pain. A scientific odyssey in the grand tradition of *The Double Helix*, *Anatomy of a Scientific Discovery* reveals the fascinating human drama behind modern scientific inquiry. In this spirited narrative, Jeff Goldberg tells the remarkable story of the visionaries and self-promoters, sacrifices and betrayals, painstakingly revealed truths and "accidental" revelations that led a handful of men and women in quest of an elusive goal—to fathom the mysteries of that three-pound miracle, the human brain.

— from the publisher

Bantam, 1989, 228 pages, 5" x 8", paperback, \$8.95
ISBN 0-553-34631-8

Science News Books

1719 N St., NW, Washington, DC 20036

Please send _____ copy(ies) of *Anatomy of a Scientific Discovery*. I include a check payable to Science News Books for \$8.95 plus \$2.00 postage and handling (total \$10.95) for each copy. Domestic orders only.


Name _____

Address _____

City _____

State _____ Zip _____

Daytime Phone # (_____) _____
(used only for problems with order) RB1112



SEND FOR FREE CATALOG

Raised Relief TOPOGRAPHIC MAPS

Maps of—

- U.S. and World
- Great Trip Planner
- National Parks
- Ideal Gift
- 250 Regions of U.S.
- Exquisite Wall Decoration
- Excellent Reference
- Vacation Keepsake

Full Color — Raised Relief Framed/PhotoFramed/Unframed

HUBBARD P.O. Box 104, Northbrook, IL 60062

Please send **FREE** Map Catalog (SN)

Name _____

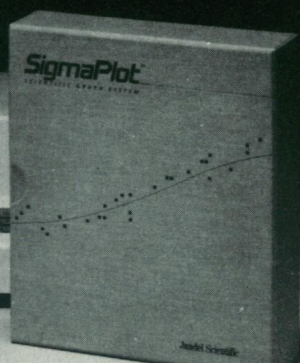
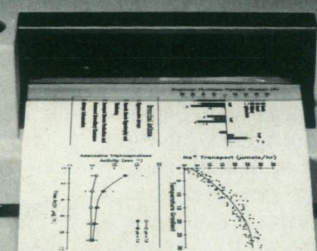
Address _____

City _____ State _____ Zip _____

SigmaPlot™ software

creates publication quality charts & graphs for the scientist.

IBM PC and Compatibles

NEW VERSION 3.1

Create professional graphs for scientific publications, poster sessions, or lectures. Unlike business software, Sigma-Plot contains essential scientific features.

- Automatic error bars
- Multiple graphs per page
- 65,000 points per dataset
- Greek and math symbols
- Polynomial curve fitting, and more...

Accepts ASCII and DIF data files from Lotus, dBase, or your own programs. Support for Hewlett-Packard and compatible plotters, HP Laserjets, and selected dot matrix printers. Money-back guarantee.

Free brochure **800-874-1888**
In CA **415-924-8640**
FAX: 415-924-2850 / Telex: 4931977
In Europe: R.J.A. Handers, Germany
Ph #02101/666268

Jandel

"Microcomputer Tools for the Scientist"

SCIENTIFIC

■ 65 Koch Road ■ Corte Madera, CA 94925