

To order by phone, call:  
**1-800-544-4565**  
 (Visa or MasterCard only)  
 In D.C. Area: 202-331-9653

*The Scientific Traveler* takes you to places where the great names in science lived and worked — to famous (and some not-so-famous) sites of scientific interest. Richly embellished with historical facts and perspective, this compelling book reflects the authors' intimate knowledge of Europe and their joy in seeking out the historic roots of what we all too often take for granted.

This intriguing book:

- Provides a country-by-country guide to scientifically significant places from the Mediterranean to Scandinavia, from Western Europe to St. Petersburg
- Covers all sciences, including physics, chemistry, biology, the earth sciences, anthropology, and astronomy
- Includes historical and biographical narrative and rich personal details and anecdotes that you won't find in conventional guidebooks or textbooks
- Features maps, general directions, and detailed descriptions of places to visit.

Perfect for armchair travelers as well as those on a journey through Europe, *The Scientific Traveler* takes you where our scientific predecessors have left lasting traces of their lives and deeds.

— from the publisher

John Wiley & Sons, Inc., 1992, 335 pages, 6" x 9", paperback. \$16.95

Science News Books  
 1719 N Street, NW, Washington, DC 20036

ScientifTrav

Please send me \_\_\_\_\_ copy(ies) of *The Scientific Traveler*. I include a check payable to Science News Books for \$16.95 plus \$2.00 postage and handling (total \$18.95) for each copy. Domestic orders only.

Name \_\_\_\_\_

Address \_\_\_\_\_

City \_\_\_\_\_

State \_\_\_\_\_ Zip \_\_\_\_\_

Daytime Phone \_\_\_\_\_

(used only for problems with orders)

RB1731

## RADIOACTIVE ?

Here is a new and exciting way of detecting and plotting radiation on your P.C. or LAPTOP with palm sized **RM-60 Micro Roentgen Radiation Monitor**. 1000X resolution of survey geigers. Detects: •Alpha •Beta •Gamma •X-ray. Features: •Glass-fused Stainless Steel GM tube •Alpha window •Alarm •Modular cable plugs into serial or printer port. •Extends over 5000 ft. •Powered from port •No batteries •Extremely accurate & rugged •Analyze/export data •TSR program/pop-up control panel •Track **RADON GAS**, find sources. Plot: •Background •Cosmic Rays •Clouds •Rocks •Airplane Ride. Check food, water, etc. •Excellent for lab, industry/education. WINDOWS compatible. *PC Mag.* & *Byte* reviews.



RM-70, RM-60, RM-80, LCD-60

Also available: LCD-60 Digital readout for use without computer, RM-70 & RM-80 pancake units.

VISA/MC/EURO 45 day \$ back.


Complete System: \$149.50

Call: (800) 729-5397

**AWARE**  
**Electronics**

Phone/Fax:  
 (302) 655-3800

P.O. Box 4299, Wilmington DE 19807



Includes:

The astrophysicist's dilemma:

- If the universe is really expanding, why can't you find a parking place?

Predictions for future greatness:

- "You care for nothing but shooting, dogs, and rat-catching, and you will be a disgrace to yourself and all your family." (Charles Darwin's father on his son's prospects)

Fireside, 1992, 162 pages, 5½" x 8½", paperback, \$8.00

Science may seem stuffy and serious, but behind the equations, observations, and reactions lies a hidden affinity for the irrational, the paradoxical, and the simply amusing.

*Absolute Zero Gravity* includes all the funniest manifestations of the scientific method: from irreverent anecdotes and brilliant results to practical jokes, experimental graffiti, and proofs of the absurd.

This book captures the levity of the world of science, and will tickle the funny bone (humerus) of both scientists and nonscientists alike.

— from the publisher

Science News Books  
 1719 N Street, NW  
 Washington, DC 20036

AbsoluteZero

Please send me \_\_\_\_\_ copy(ies) of *Absolute Zero Gravity*. I include a check payable to Science News Books for \$8.00 plus \$2.00 postage and handling (total \$10.00) for each copy. Domestic orders only.

Name \_\_\_\_\_

Address \_\_\_\_\_

City \_\_\_\_\_

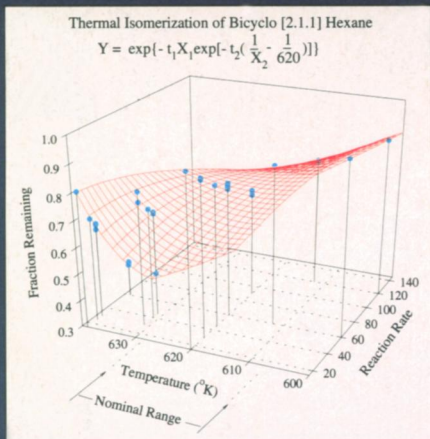
State \_\_\_\_\_ Zip \_\_\_\_\_

Daytime Phone \_\_\_\_\_

(used only for problems with order)

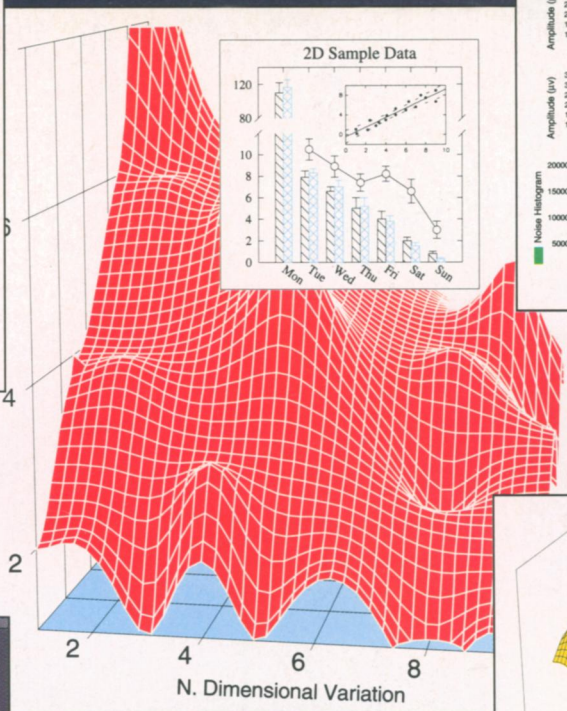
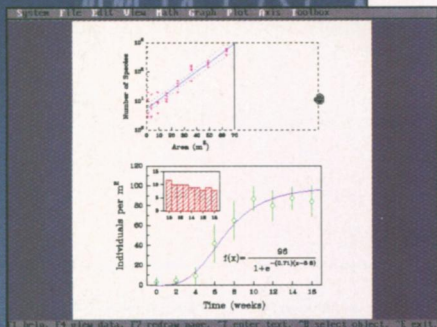
RB1732



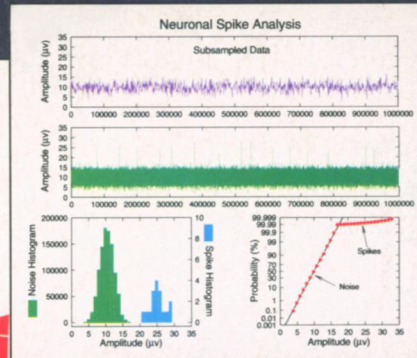


Curve fit in two, three or more dimensions! Create 3-D mesh and scatter plots. Rotate axis and tick labels to match.

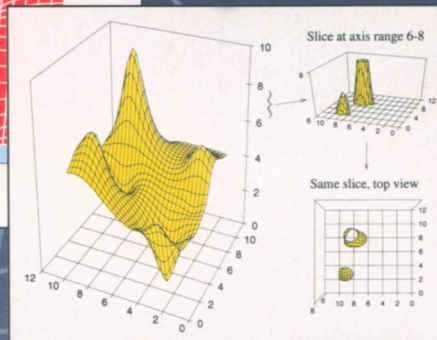
With the added feel of a desktop publisher, placing and re-sizing multiple graphs is a snap!



Create, overlay and inset both two- and three-dimensional graphs. Don't forget error bars, axis breaks, and time series tick labels!



Graph huge datasets! This example contains over a million data points. Note data point sampling in top graph.



Slice and rotate your 3-D graphs at will! Section data at any point and take advantage of TRUE 3-D clipping.

# Enter a New Dimension with SigmaPlot® 5.0

**NEW**

SigmaPlot for DOS, the choice of over 30,000 researchers world-wide for creating publication quality graphs, enters a new dimension! SigmaPlot now includes everything you need to create outstanding 2D and 3D graphs for lectures, poster sessions and journal publication!

### Important Scientific Features

Unlike business graphics packages, SigmaPlot was designed specifically for scientists. With automatic error bars, huge dataset handling, axis breaks, regression lines, confidence intervals, non-linear curve fitting and much more. With superb output and all these specialized features SigmaPlot graphs have been published in hundreds of technical journals!

### Many New Enhancements

With SigmaPlot 5.0 3D plotting is just the beginning!

**Version 4.1 Available for the Mac**

Now you can merge graph files in one easy step; use position and alignment tools for right and left justifying or centering; import SigmaPlot for

Mac® graphs; and refer to improved and expanded documentation. But best of all, creating graphs is easier and faster than ever before.

### Advanced Data Analysis

SigmaPlot's data analysis is among the most advanced found in any graphics package. Input your data directly from the keyboard, spreadsheet and ASCII files into a huge data worksheet. Use SigmaPlot's extensive range of mathematical functions to transform or generate data. Fit nearly any equation to your data with SigmaPlot's powerful non-linear curve fitter.


### Realm of Desktop Publishing

With interactive WYSIWYG page display similar to that found in desktop publishing packages, creating and editing graphs is a snap! Put multiple graphs on a page, place text labels anywhere on the page and move or resize graphs by simply pointing and clicking. SigmaPlot gives you the flexibility and control necessary to customize your graphs down to the last detail! Choose from a large selection of plot types and axis scales, and set axis

ranges, increments, tick marks and grids to your specifications. Create graphs just the way you want them and output to almost any printer, plotter or graphics file.

### Call Today

You have nothing to lose — SigmaPlot comes with an unconditional money-back guarantee and free, unlimited technical support. Call us today and see for yourself why SigmaPlot is the #1 plotting program for scientists and engineers!



**Jandel**  
SCIENTIFIC

2591 Kerner Blvd. San Rafael CA 94901  
PH: 415-453-6700 • FAX: 415-453-7769  
In Europe: Jandel Scientific  
Schimmelbuschstraße 25 • 4006  
Erkrath, Germany  
PH: 02104/36098 • FAX: 02104/33110

**Call for Free Brochure: 800-874-1888**